

UltraTEC™ UT Series Thermoelectric Cooler

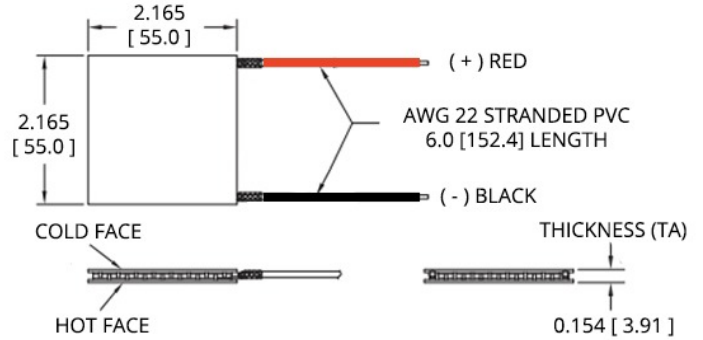

The UT6-24-F1-5555-TA-W6 is a high heat flux density thermoelectric cooler. The thermoelectric module is assembled with a large number of semiconducting thermoelectric couples to achieve a higher heat pumping capacity than standard single stage thermoelectric coolers. It has a maximum Qc of 93.2 Watts when ΔT = 0 and a maximum ΔT of 68.9 °C at Qc = 0.

Features

- High heat pump density
- Precise temperature control
- Reliable solid-state operation
- No sound or vibration
- DC operation
- RoHS-compliant

Applications

- Thermoelectric Coolers and Assemblies for Medical Applications
- Thermoelectric Coolers for Handheld Cosmetic Lasers
- Industrial Laser Cooling
- Peltier Cooling for Digital Light Processors

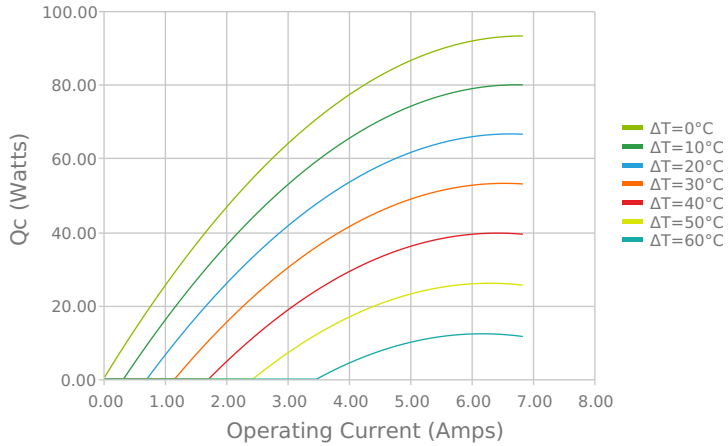


Ceramic Material: Alumina (Al₂O₃)
 Solder Construction: 138°C, Bismuth Tin (BiSn)

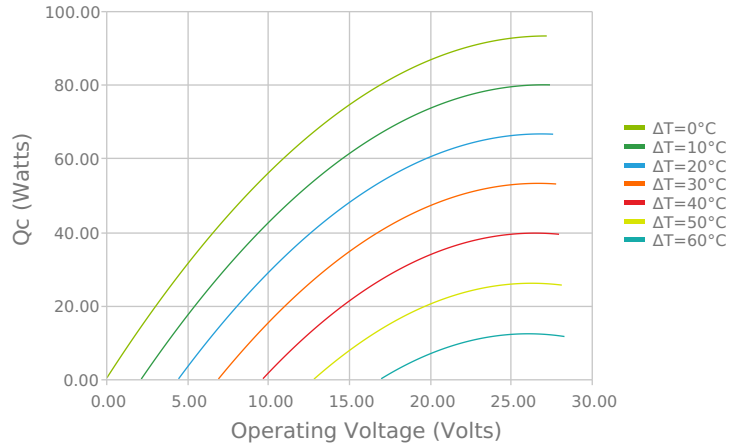
INCHES [MM]

ELECTRICAL AND THERMAL PERFORMANCE

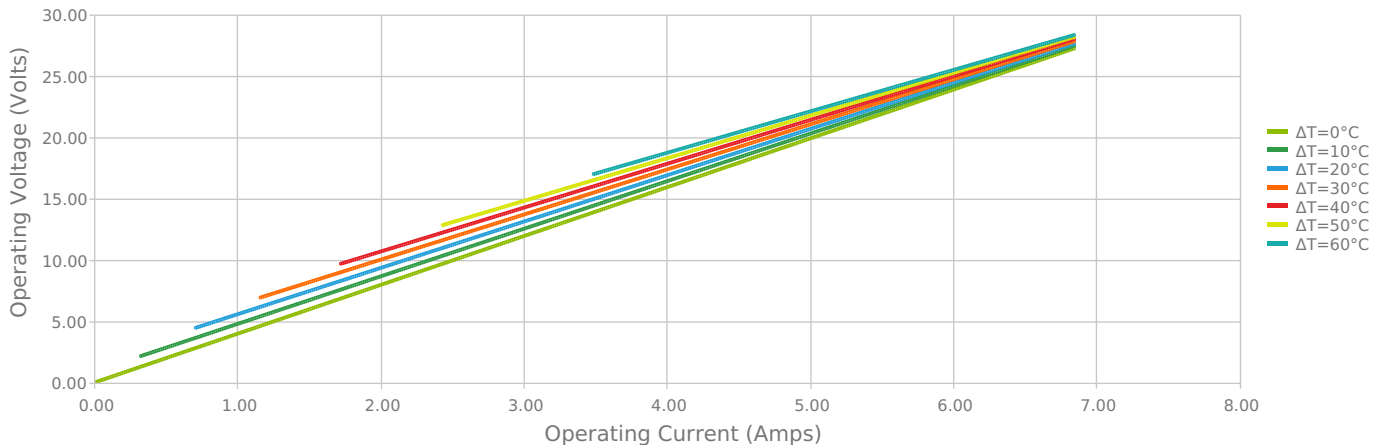
Heat Pumped at Cold Side
 Thot = 27 °C



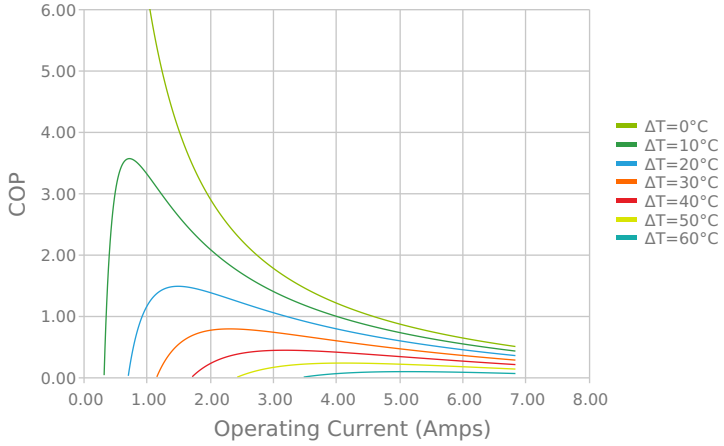
Heat Pumped at Cold Side
 Thot = 27 °C



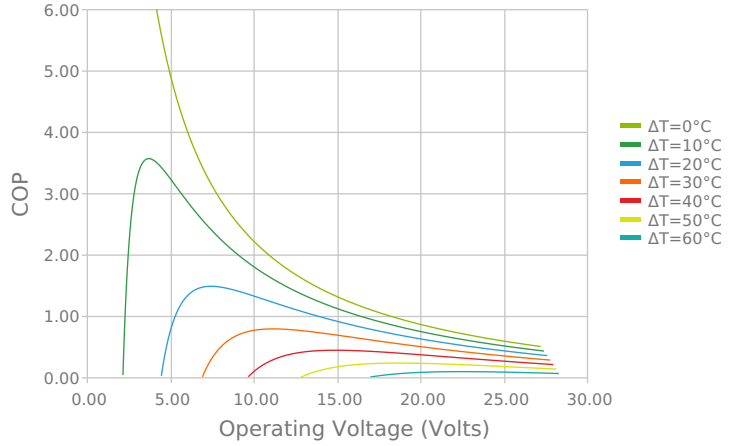
Current vs Voltage (I vs V)
 Thot = 27 °C



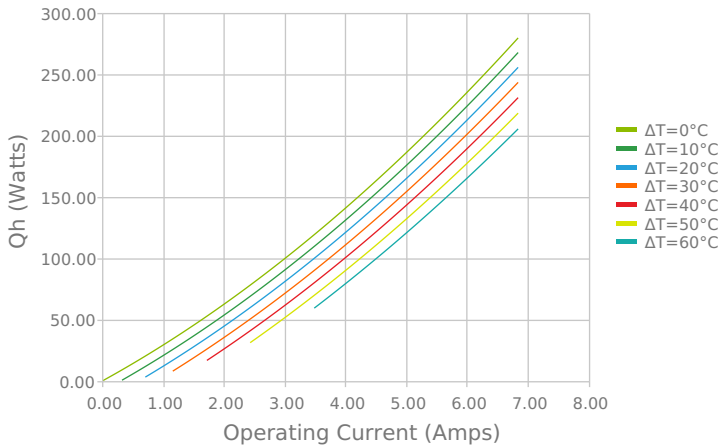
Coefficient of Performance (COP = Qc/Pin)
 Thot = 27 °C



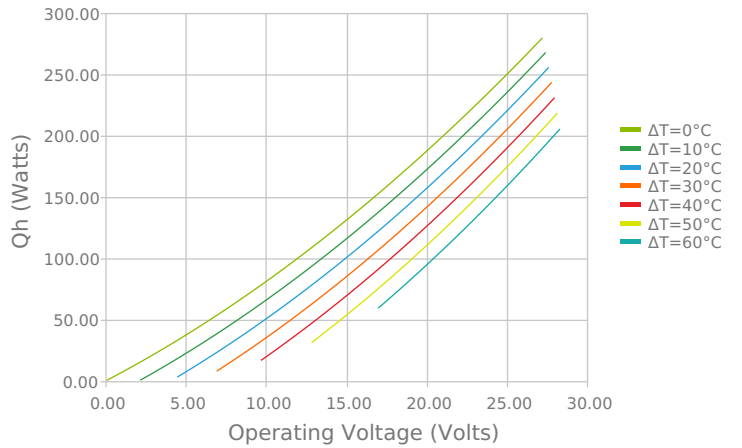
Coefficient of Performance (COP = Qc/Pin)
 Thot = 27 °C



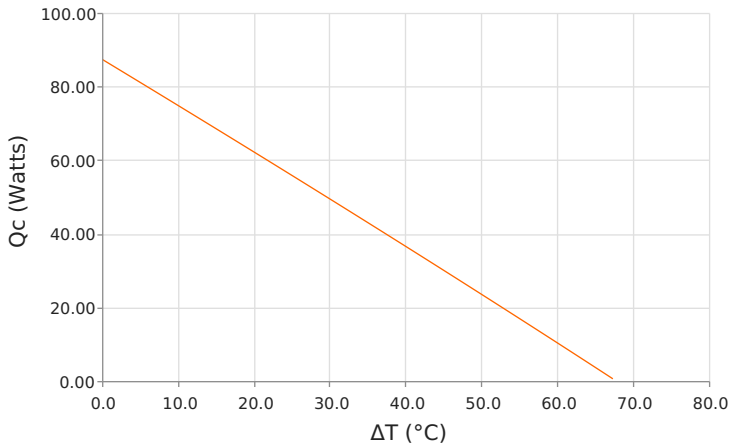
Total Heat Dissipated at Hot Side (Qh=Qc+Pin)
 Thot = 27 °C



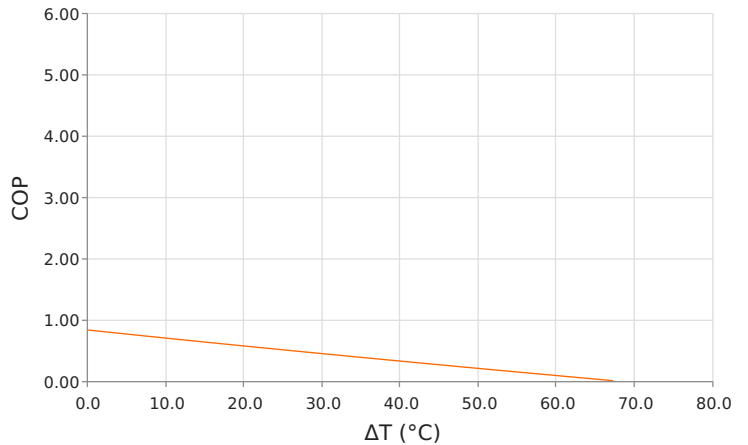
Total Heat Dissipated at Hot Side (Qh=Qc+Pin)
 Thot = 27 °C



Heat Pumped at Cold Side (Qc)
 Thot = 27 °C | Current = 5.1 Amps



Coefficient of Performance (COP = Qc/Pin)
 Thot = 27 °C | Current = 5.1 Amps



SPECIFICATIONS*

| Hot Side Temperature | 27.0 °C | 35.0 °C | 50.0 °C |
|---|--------------|------------|-------------|
| Qcmax ($\Delta T = 0$) | 93.2 Watts | 96.1 Watts | 101.1 Watts |
| ΔT_{max} ($Q_c = 0$) | 68.9°C | 71.8°C | 77.0°C |
| I_{max} (I @ ΔT_{max}) | 6.1 Amps | 6.0 Amps | 6.0 Amps |
| V_{max} (V @ ΔT_{max}) | 25.9 Volts | 26.9 Volts | 28.7 Volts |
| Module Resistance | 3.98 Ohms | 4.14 Ohms | 4.45 Ohms |
| Max Operating Temperature | 80 °C | | |
| Weight | 41.0 gram(s) | | |

* Specifications reflect thermoelectric coefficients updated March 2020

FINISHING OPTIONS

| Suffix | Thickness | Flatness / Parallelism | Hot Face | Cold Face | Lead Length |
|--------|-------------------------------------|--|----------|-----------|---------------------|
| TA | 3.861 ±0.025 mm 0.152 ± 0.001 in | 0.025 mm / 0.025 mm 0.001 in / 0.001 in | Lapped | Lapped | 152.4 mm 6.00 in |

SEALING OPTIONS

| Suffix | Sealant | Color | Temp Range | Description |
|--------|---------|-------|------------|----------------------|
| | None | | | No sealing specified |

NOTES

1. Max operating temperature: 80°C
2. Do not exceed I_{max} or V_{max} when operating module
3. Reference assembly guidelines for recommended installation

Any information furnished by Laird and its agents, whether in specifications, data sheets, product catalogues or otherwise, is believed to be (but is not warranted as being) accurate and reliable, is provided for information only and does not form part of any contract with Laird. All specifications are subject to change without notice. Laird assumes no responsibility and disclaims all liability for losses or damages resulting from use of or reliance on this information. All Laird products are sold subject to the Laird Terms and Conditions of sale (including Laird's limited warranty) in effect from time to time, a copy of which will be furnished upon request.

© Copyright 2020 Laird Thermal Systems GmbH. All Rights Reserved. Laird, Laird Technologies, Laird Thermal Systems, the Laird Logo, and other word marks and logos are trademarks or registered trademarks of Laird Limited or an affiliate company thereof. Other product or service names may be the property of third parties. Nothing herein provides a license under any Laird or any third party intellectual property rights.

Date: 06/15/2020