

The Nextreme Recirculating Chiller Series offers dependable performance in a simple, user-friendly system design. The platform offers several standard options and features that allows configuration of the product depending on specific application needs.

FEATURES

Reliable Performance

- Industry proven components
- Increased instrumentation for monitoring of system health
- Ease of maintenance

Environmentally Friendly

- Low GWP refrigerant
- Variable speed motors for increased energy efficiency and reduced noise

User-Friendly

- Logical flow of LCD touchscreen display and system operating status
- Quick start guide to allow rapid setup
- Detailed user manual for thorough system understanding

Application Specific Configurations

- Multiple cooling capacities
- Flow control and measurement options
- Several pump sizes and technologies

APPLICATIONS

Medical

- Imaging
- Biotech
- Pharmaceutical

Analytical Instrumentation

- Mass Spectrometers
- Chromatography
- Microscopes

Laser

- Surgical
- Marking
- Cutting
- Printing

Industrial

- X-Ray Scanning
- Packaging
- Additive Manufacturing

Semiconductor

- Lithography
- Ion Implant
- Etch

MODEL NUMBERING

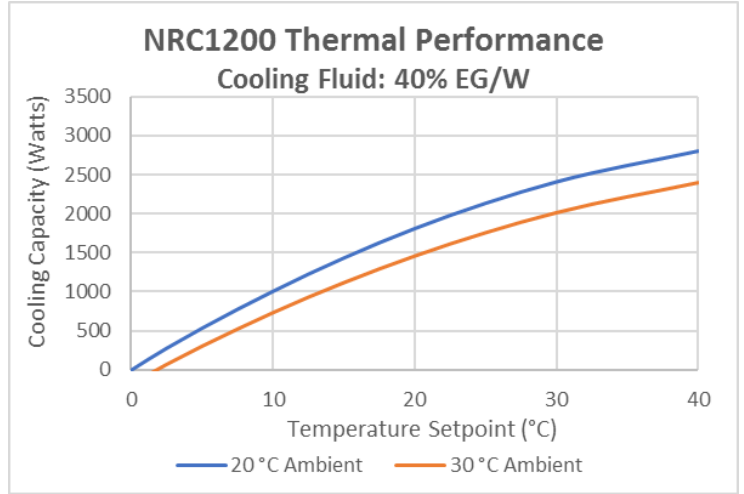
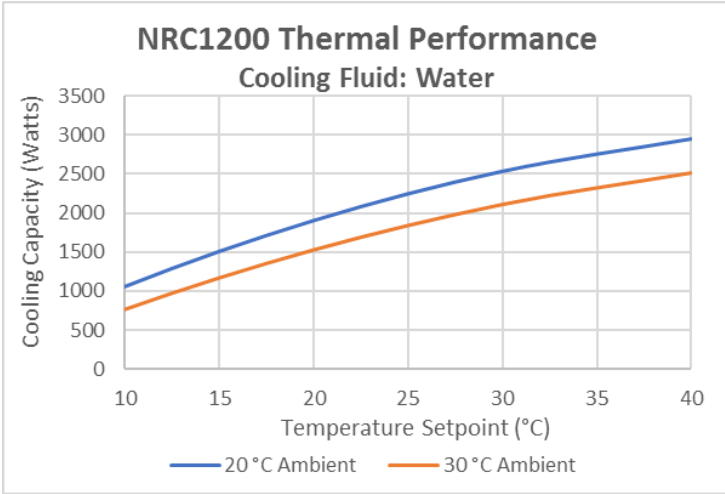
NRC1200 A1 10 ST1 _ _ _

Basic Model No.	Cooling Engine	Electrical Configuration	Pump Options	System Options
NRC1200 1,800 Watts	A1 Air Cooled / R513A	10 100-120V~, 1ph,50/60Hz 20 200-240V~, 1ph,50/60Hz	ST1 Stainless, Turbine Pump	D Deionization Filter ** F Flow Control and Sensing H DI Water Compatible (High Purity) W Water Filter

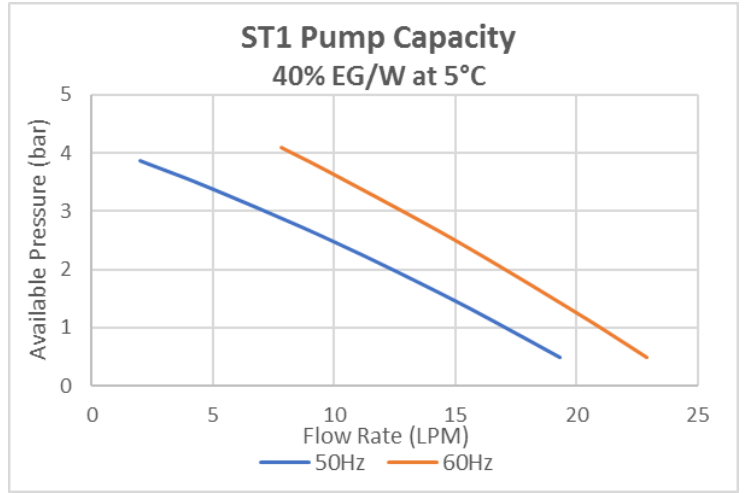
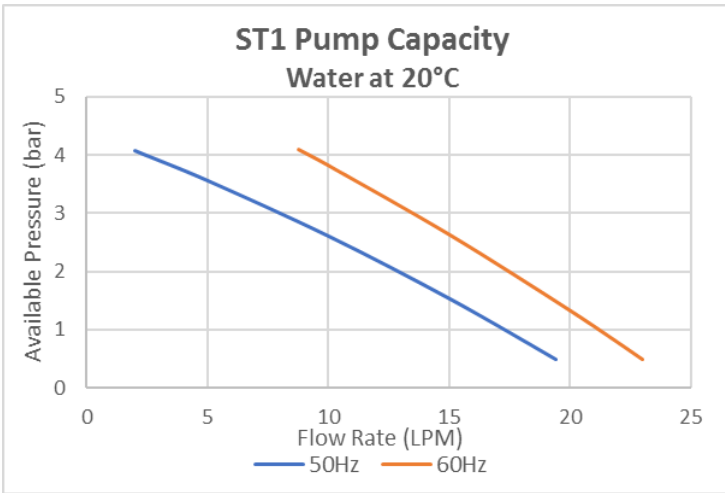
NOTE:
System option codes are added to the end of the model number in alphabetical order.
** Must include option H with Deionization Filter.

See Laird Thermal Systems Online Wizard Configurator for Manufacturer's Part Number. www.lairdthermal.com

PERFORMANCE



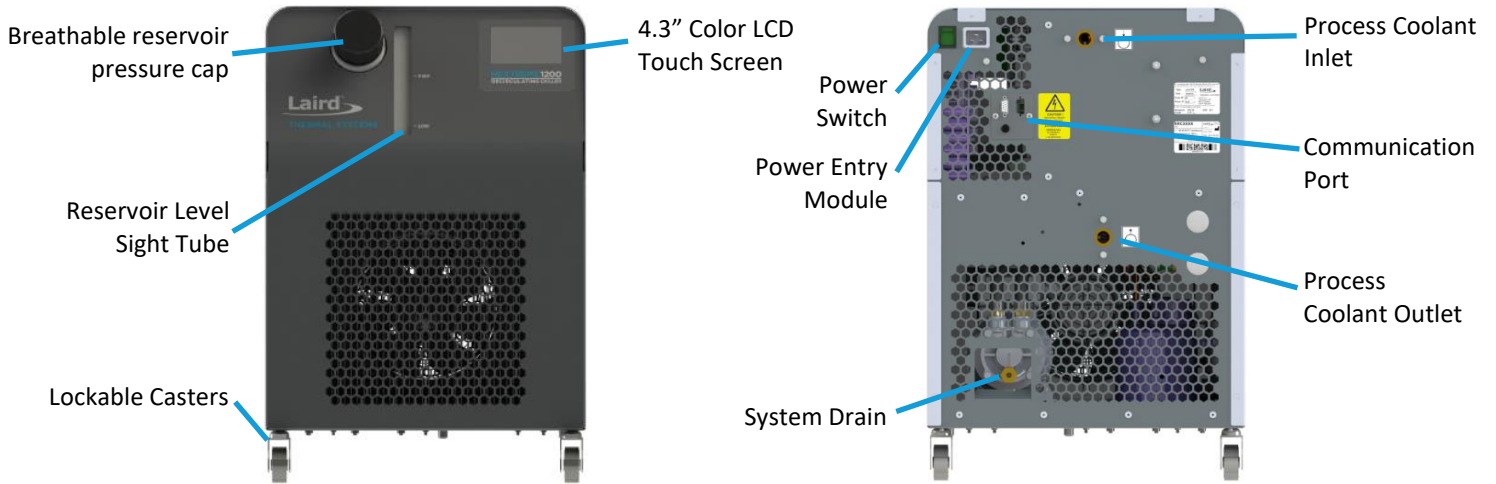
PUMP CAPACITY



TECHNICAL SPECIFICATIONS	
Model	NRC1200
Performance	
Cooling Capacity ¹	1,800 Watts (6,140 BTU/hr)
Setpoint Range	0°C to 40°C (32°F to 104°F)
Temperature Stability	±0.1°C (±0.2°F)
Nominal Flow Rate ¹ (50Hz / 60Hz)	15 lpm @ 1.5 bar / 15 lpm @ 2.6 bar (3.9 gpm @ 22 psi / 3.9 gpm @ 38 psi)
Maximum available pressure	4.1 bar (60 psi)
Refrigerant	R 513A
Storage	
Temperature, w/o coolant	-25°C to 70°C (-13°F to 158°F)
Humidity	5% to 95%, non-condensing
Operation	
Coolant	Water or Water/Glycol
Temperature ²	15°C to 40°C (59°F to 104°F)
Relative Humidity	30% to 80%
Altitude	≤2,000 meters ≤(6,560 feet)
Input	
Voltage	100 – 120 VAC or 200 - 240 VAC
Frequency	50/60 Hz
Physical	
Dimensions, W x D x H	45 X 52 x 67 cm (17.7 x 20.5 x 26.4 in)
Weight (w/o coolant)	48 kg (106 lbs)
Coolant Capacity	5 L (1.3 gal)
Couplings	1/2" NPT
Compliance	CE UL Mark for Laboratory Equipment (ANSI / UL / CSA / IEC EN 61010-1 Edition 3)

1. Nominal capacity rating is given at a 20°C (68°F) setpoint, 20°C (68°F) ambient temperature, sea level, and 60Hz operation.
2. For ambient conditions outside this range, please contact Laird Thermal Systems.

FEATURES



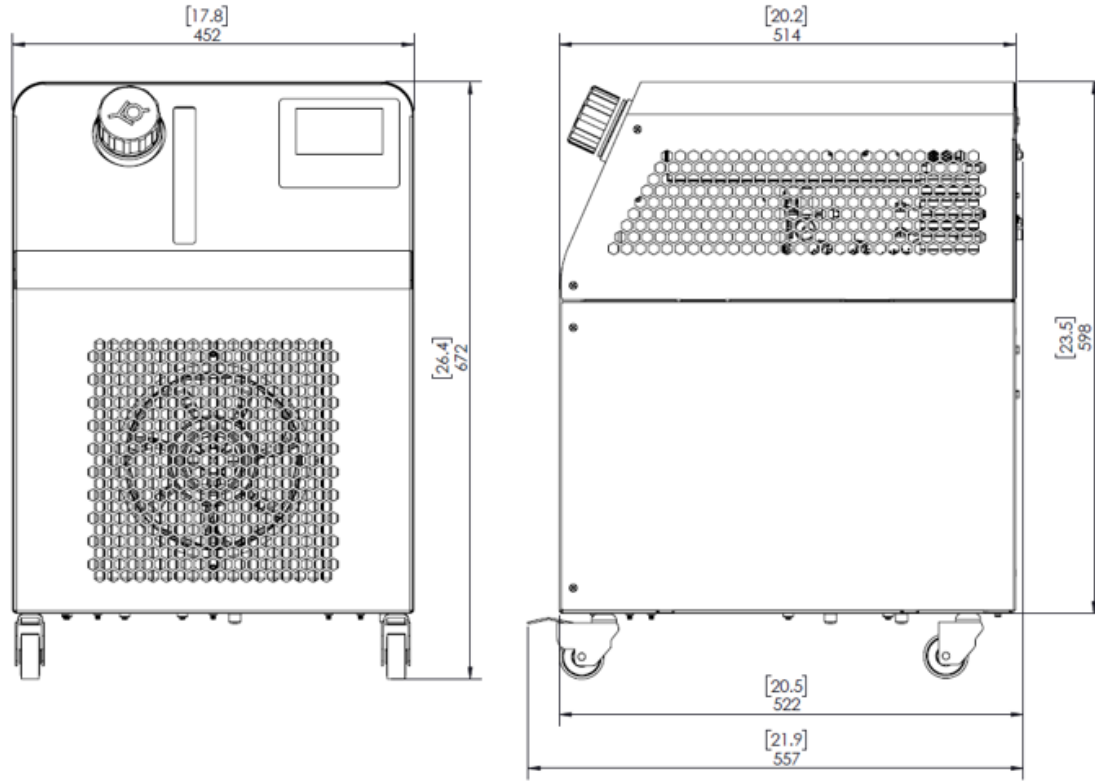
STANDARD FEATURES

Feature	Description
Variable Speed Motors	Variable speed compressor and condensing fans for quiet operation and improved energy efficiency.
Semi-Closed Fluid System	Sealed fluid system with breathable reservoir cap (similar to an automobile). This prevents evaporative losses, introduction of bacteria, and the need for components to prevent fluid from draining back into the system when installed below the application.
Optical Fluid Level Switch	Fluid level sensing with no moving parts.
RS-232 / RS-485 Communications	Complete control integration of chiller into higher level assembly control system.
Supply Pressure Sensing	Pressure sensing for applications sensitive to high operating conditions.

OPTIONAL FEATURES

Feature	Description
Water Filter Kit	Hot swappable, 5-micron water filter for filtering particulates from the coolant circuit.
Flow Control Valve and Flow Sensing Kit	Externally installed valve for reducing the overall flow to the application. Full flow continues through the chiller to maintain high heat transfer rates and temperature stability. Flow meter for measuring coolant flow rate. Installed external to the chiller with both a local display and connectivity to chiller LCD display.
High Purity Plumbing	Wetted materials compatible with deionized water. Stainless steel and plastics used for components within the recirculating fluid loop.
DI Water Package	Ion filtration and wetted materials suitable for operation at fluid resistivity levels of 1 to 3 MOhm*cm.

DRAWINGS



NOTE:

1. Dimensions are in mm.
2. Dimensions in parenthesis are in inches.



Laird warrants to the original end user customer of its products that its products are free from defects in material and workmanship. Subject to conditions and limitations Laird will, at its option, either repair or replace any part of its products that prove defective because of improper workmanship or materials. This limited warranty is in force for the useful lifetime of the original end product into which the Laird product is installed. Useful lifetime of the original end product may vary but is not to exceed five (5) years from the original date of the end product purchase.

Any information furnished by Laird Inc. and its agents is believed to be accurate and reliable. All specifications are subject to change without notice. Responsibility for the use and application of Laird materials rests with the end user, since Laird and its agents cannot be aware of all potential uses. Laird makes no warranties as to the fitness, merchantability or suitability of any Laird materials or products for any specific or general uses. Laird shall not be liable for incidental or consequential damages of any kind. All Laird products are sold pursuant to the Laird Terms and Conditions of sale in effect from time to time, a copy of which will be furnished upon request.